

Smart Positioner YT-2600

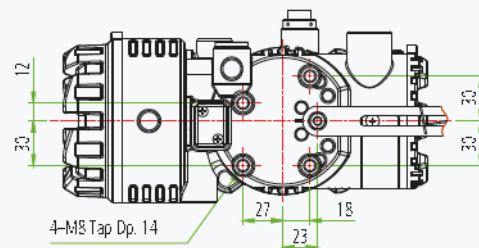
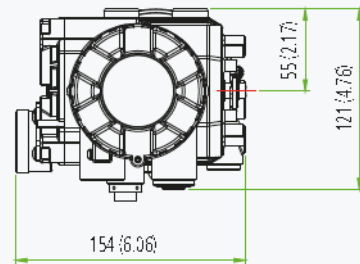
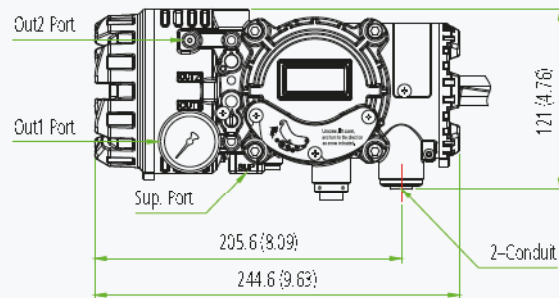
Piezo technology with communications

Design features

- **Fail-freeze and fail-safe functions.** Enables the valve maintain the last position (fail-freeze) or move to a pre-determined position (fail-safe) on the loss of electrical power supply or the pneumatic supply air.
- **Explosionproof / flameproof housing.** Global certification for Zone 1 and Division 1 installations
- **Auto calibration.** Simple menu structure with options to auto calibrate all parameters or zero and end points only.
- **LCD display.** Alphanumeric digital display for process values and calibration.
- **Low air consumption level.** Almost zero air leakage.
- **Feedback signal.** Analogue feedback signals with 4-20 mA, transistor switch options.
- **PD control.** Pre-calibrated and user-configurable variables via front panel pushbutton menu.
- **HART® communication.** Allows commands, position feedback and diagnostics to be sent digitally over the current loop.
- **Front panel pushbuttons for configuration.** Four robust and positive acting pushbuttons for field configuration.



YT-2600 Aluminium Ex d Positioner



Dimensions: mm (Inches *)

Smart Positioner YT-2600

Item Type	YT-2600	
Input Signal	4-20 mA DC	
Supply Pressure	0.14 to 0.7 MPa = 1.4 to 7 bar = 20 to 102 psi	
Stroke	Linear Type	10 to 150 mm (0.4 to 6")
	Rotary Type	55 to 110°
Impedance	Max. 450 Ω @ 20 mA DC	
Air Connection	Rc ¼, ¼ NPT, G ¼	
Gauge Connection	Rc 1/8, 1/8 NPT	
Conduit	G ½, ½ NPT, M20x1.5P	
Operating Temp.	Standard Type	-30 to +80 °C (-22 to +176 °F)
	Explosion Temp.	-30 to +80 °C (-22 to +176 °F) (T5) -30 to +70 °C (-22 to +158 °F) (T6)
Linearity	±0.5% F.S.	
Hysteresis	±0.5% F.S.	
Sensitivity	±0.2% F.S.	
Repeatability	±0.3% F.S.	
Air Consumption	Fail-freeze	0.06 LPM (sup = 0.14 MPa) 0.002 CFM (sup = 20 psi)
	Fail-safe	0.06 LPM (sup = 0.14 MPa) 0.002 CFM (sup = 20 psi)
Flow Capacity	Fail-freeze	50 LPM (sup = 0.14 MPa) 1.77 CFM (sup = 20 psi)
	Fail-safe	40 LPM (sup = 0.14 MPa) 1.41 CFM (sup = 20 psi)
Output Characteristics	Linear, EQ%, Quick Open, User Set (5 or 18 Points)	
Material	Aluminium Diecasting	
Ingress Protection	IP66	
Explosion Protection Type	ATEX, IECEx, KCs Ex db IIC T5/T6 Ex tb IIC T100°C/T85°C	
	CCC Ex d IIC T5/T6 Gb Ex ID A21 IP66 T85°C / T100°C	
	EAC 1Ex d IIC T6...T5 Gb X Ex tb IIIC T85°C...T100°C Db X IP66	
Communication (Option)	HART (ver.5)	
Weight	3.0 kg (6.61 lb)	

Product Code

YT-2600 - L - S - C - 2 - 4 - 2 - 3 - S

Model

YT-2600 = Aluminium housing

Motion Type

L = Linear
R = Rotary

Acting Type

S = Single
D = Double

Explosion Protection

C = ATEX, IECEx, KCs E = EAC
Z = CCC

Lever Type

Linear	Rotary
1 = 10 to 40 mm	1 = M6 x 34L
2 = 20 to 70 mm	2 = M6 x 63L
3 = 50 to 100 mm	3 = M8 x 34L
4 = 100 to 150 mm	4 = M8 x 63L
	5 = NAMUR

Conduit & Air Connection

1 = G ½ - Rc ¼ (N/A for CCC)
2 = G ½ - ¼ NPT (N/A for CCC)
3 = G ½ - G ¼ (N/A for CCC)
4 = M20x1.5P - ¼ NPT
5 = ½ NPT - ¼ NPT

Communications

0 = None
2 = HART protocol communication

Output Options

0 = None
1 = 4 to 20 mA feedback
2 = Limit switch¹
3 = 4 to 20 mA feedback + Limit switch¹

Fail Option

F = Fail-freeze
S = Fail-safe

Notes:

1. Limit switch: DC 24 V (50 mA) and transistor type.